

Groups

Groups (5- series numbers) allow you to have multiple phones ring at the same time for an incoming call. You can create multiple groups, select extensions you want for them, and then they can be used by a receptionist or by an internal person, i.e., “call down to billing at 503!”

Typical uses are for grouping extensions by job function/department (Receptionists, Sales, Support, Accounting).

Groups

500 All

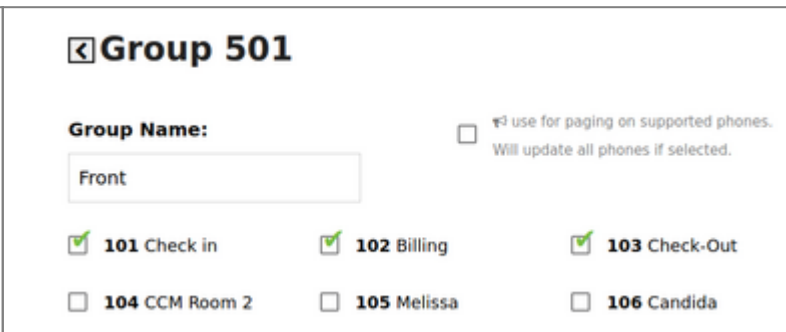
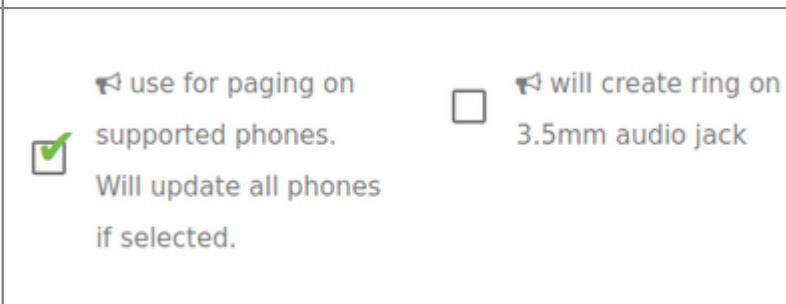
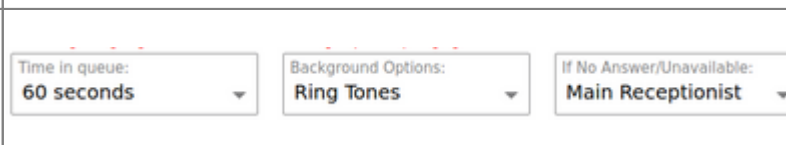
501 Customer Service

502 Sales

503 Shop Floor

All ring-u systems include the default group **500**, which includes all real extensions.

Note - Do not include cell phones in ring groups! Each cell phone requires an additional line and their call handling logic may disrupt the intended function of the group.

<p>To create more groupings, go to Configuration > Groups and chose the button Add Group. Give it a name and select the phones you want to have in that group.</p>	
<p>There are options that make that a group used for paging, turning those phones into a PA system. This is available for the first three groups, for on premise Hello hubs. This option does not work for cloud hosted systems or external phones.</p>	
<p>You can also define what a caller hears, ringing or your hold music/message, how long they ring those phones and what happens if no one answers.</p>	

A note on ringtimes - as a rule, we recommend ring times of 20 seconds or more. Ring times of 15 seconds are technically possible, but may simply be too short of a time for some users. If you must use a 15 second ring, make sure your voicemail is configured.

From: <https://wiki.ring-u.com/wiki/> - **support wiki**

Permanent link:
<https://wiki.ring-u.com/wiki/doku.php?id=ring-groups&rev=1655386574>

Last update: **2022/06/16 13:36**



