

Recordings

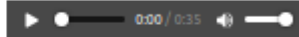
[Dashboard](#)[Coms](#)[Configuration](#)[Extensions](#)[Groups](#)[Receptionist](#)[Schedule](#)[Hold Music](#)[Recordings](#)[Tricks](#)[My Services](#)[My Account](#)[Ring-U Staff](#)[Hub](#)[SpecAccount](#)[Health](#)[Standard](#)

Recordings

Recordings are available from the receptionist menu's, and are for use as receptionist recordings or long information playback. When a recording is playing, 0 or # exit, 1-9 skip to automatically calculated segments. For example if a person wants to skip ahead because they already heard the first part, pressing 5 will take them to the middle.

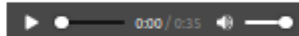
✖ OpenMessage.mp3:

Normal Open Message



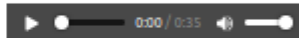
✖ ClosedMessage.mp3:

Closed Message



✖ LongInfo.mp3:

Long Info about CBD



Upload recordings:

Short Description (required)

File

 No file selected.

System accepts MP3 and WAV format files.

Special characters in the filename will be removed.

A short description will help in selecting the right file from system menus.

Gud Medicine must 'own' this file/recording, using copyrighted music or materials is not allowed.

Gud Medicine and Phil Gud accepts full responsibility for licensing or use disputes.

[Recording on hold message tips and tricks](#)

From:

<https://wiki.ring-u.com/wiki/> - support wiki

Permanent link:

<https://wiki.ring-u.com/wiki/doku.php?id=recordings&rev=1642702286>

Last update: 2025/11/02 18:49

